



在日フィリピン人児童のための算数教材 割り算マスター・日本語クリアー
Mga Kagamitan sa Pagtuturo sa Matematika Para sa mga Estudyanteng Pilipinong Naninirahan sa Japan
WARIZAN MASTER NIHONGO CLEAR

30課 / Lesson 30 / Leksyon 30

ようごとぶん / Words and phrases / Mga Salita

ようご	Words	Mga salita
くばる	to give out / to distribute	ipamigay / ibahagi

ぶん	Phrases	Grupo ng mga salita
なんにんに くばれますか。	To how many persons will they be distributed?	Sa ilang katao ibabahagi?



在日フィリピン人児童のための算数教材 割り算マスター・日本語クリアー
Mga Kagamitan sa Pagtuturo sa Matematika Para sa mga Estudyanteng Pilipinong Naninirahan sa Japan
WARIZAN MASTER NIHONGO CLEAR

30課/Lesson 30 /Leksyon 30

【内容】 Contents Mga Nilalaman

割り算に出てくる「3つの数」の関係を図で把握し、文章題を解く。

全部で何個あり、何人に、何個ずつわけるか。

To understand the relation among "three numbers" used in division with charts, and to solve math problems.

"How many pieces in all are there?", and for "how many persons" by "how many pieces each" will they be divided?

Unawain sa paggamit ng diagram ang pagkakaugnay ng tatlong mga bilang na nakikita sa division at lutasin ang math problem.

Ilang lahat ang mayroon, para sa ilang tao, sa tig ilan ito mahahati ?

【日本語の表現】 Math Expressions in Japanese Mga Math Expressions sa Japanese

新出事項なし

No new presentation of expression.

Walang bagong expression.



30 「ぶんしょうだい」 こまったときは

Bunshoodai

komatta **tokiwa**
文章題を「関係図」を使って整理する-①等分除

1

クッキーが 18こ あります。

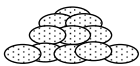
Kukkii ga juuhakko arimasu

3にんに おなじ かずずつ わけると、

San nin ni onaji kazu zutsu wakeru to

ひとりぶんは なんこ ですか。

Hitori bun wa nanko desuka

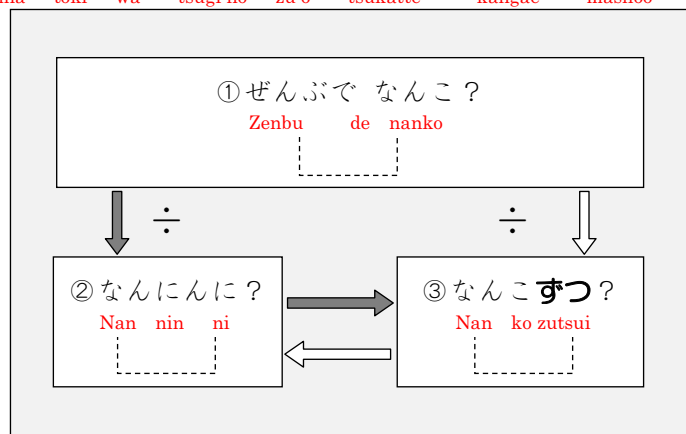


もんだいを よんでも しきがつくれない。

Mondai o yondemo shiki ga tsukurenai

そんなときは、つぎの ずを つかって かんがえましょう。

Sonna toki wa tsugi no zu o tsukatte kangae mashoo



①クッキーは 「18こ」と 書いてありますから、

Kukkii wa juuhakko to kaite arimasu kara

①の □には 18と かきます。

no niwa juuhachi to kakimasu

②「3にんに」と 書いてあるので、

San nin ni to kaite aru node

②の □に 3と かきます。

no ni san to kakimasu

③「ずつ」のところには かずが 書いてありませんので、

Zutsu no tokoro niwa kazu ga kaite arimasen node

③の □は なにも かきません。

no wa nanimo kakimasu



30 「ぶんしょうだい」 こまったときは

文章題を「関係図」を使って整理する-①等分除

1

There are 18 pieces of cookie. When they are divided by 3 persons with the same number for each, how many pieces are for one person?

May 18 pirasong cookie. Kapag hinati ito ng tig parehong bilang sa 3 tao, ilang piraso ang para sa isang tao?

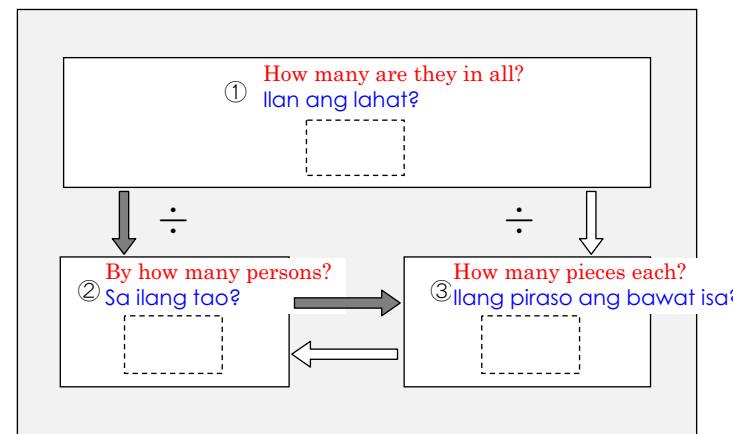


You can not form math formula even though reading the problem.

In this case, figure them out by using the following diagram.

Hindi maisagawa ang math formula kahit na binasa ang suliranin.

Sa bagay na ito gamitin ang sumusunod na diagram at mag-isip.



① It is written that cookies are "18 pieces" so write 18 in □ of ①.

Nakasulat na may "18 cookie (18 piraso)", kaya isulat ang 18 sa □ ng ①.

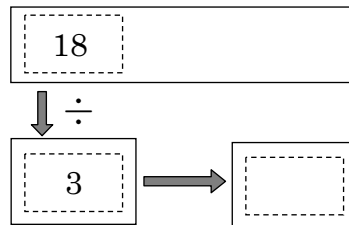
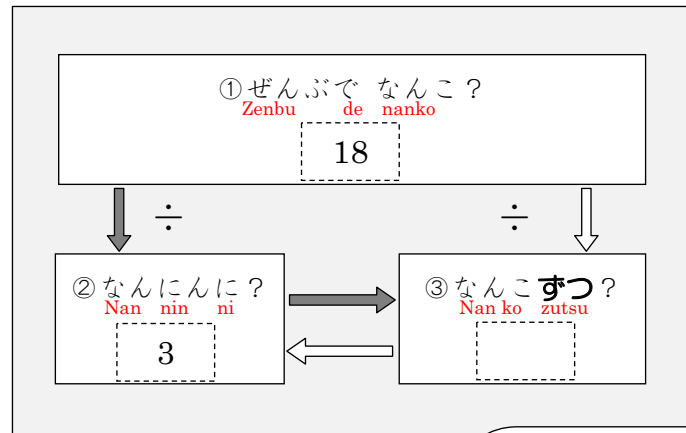
② It is written that they are divided "by 3 persons" so write 3 in □ of ②.

Nakasulat na "sa 3 tao", kaya isulat ang 3 sa □ ng ②.

③ There is no number written in the place of "each" so nothing should be written in □ of ③.

Walang nakasulat na bilang sa lugar ng "bawat isa", kaya walang isusulat sa □ ng ③.

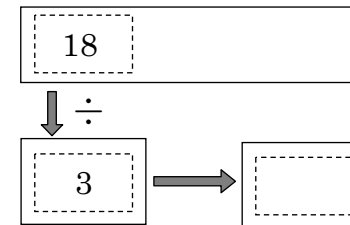
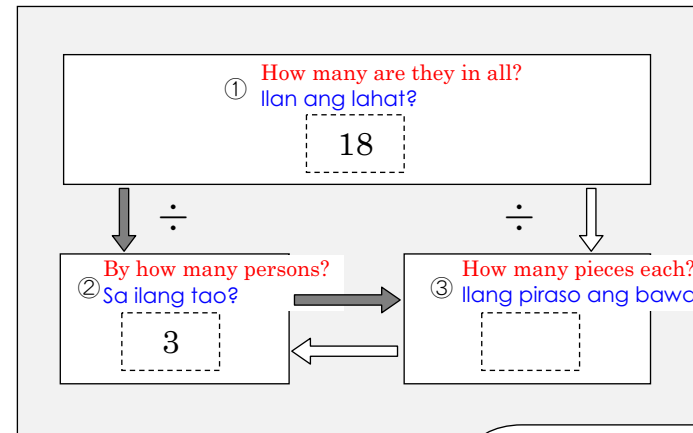
すると、つぎのようになります。
 suru to tsugi no you ni narimasu



この □ は、
 Kono wa
 18 ÷ 3 の けいさんを
 no keesan o
 すると わかります。
 suru to wakarimasu

18 ÷ 3 = 6 ですから、ひとりぶんは 6 からです。
 desu kara hitori bun wa rokko desu

This can be written as the following.
 Maisulat ito katulad ng sumusunod.



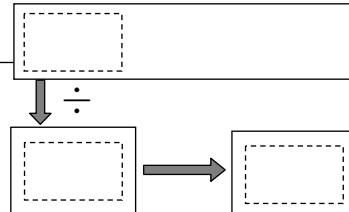
When 18 ÷ 3 is calculated,
 you know what this □ is.
 Kapag kinakula ang
 18 ÷ 3, malalaman kung
 ano ang mailalagay sa
 □ na ito.

So, 6 pieces are for one person.
 Kaya ang para sa isang tao ay 6 na piraso.

2

文章題を「関係図」を使って整理する方法に慣れる① 等分除

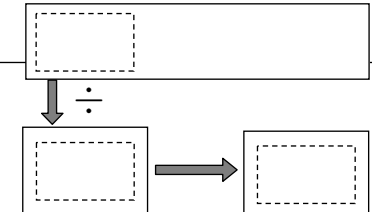
おりがみが 24まい あります。4にんに おなじ かずずつ
 Origami ga niyuuyon mai arimasu Yonin ni onaji kazu zutsu
 わけると、ひとりぶんは なんまいですか。
 wakeru to hitori bun wa nan mai desuka
 ずを つかって かんがえましょう。
 Zu o tsukatte kangae mashoo



2

文章題を「関係図」を使って整理する方法に慣れる① 等分除

There are 24 origami papers. When they are divided by 4 persons with the
 same number for each, how many pieces are for one person? Figure this out with
 diagram.
 May 24 na origami. Kapag hinati ito ng tig parehong bilang sa 4 na tao, ilang
 piraso ang para sa isang tao? Gamitin ang diagram at mag-isip.



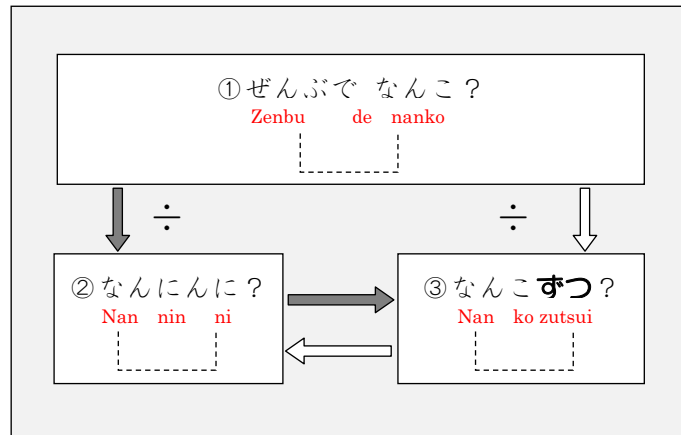
3

文章題を「関係図」を使って整理する- ②包含除

クッキーが 32こ あります。8こずつ くばると、
 Kukkaa ga sanjuuni ko arimasu Hakko zutsu kubaru to

なんにんに くばれますか。
 nan nin ni kubare masuka

これも ずを つかって、かんがえてみましょう。
 Kore mo zu o tsukatte kangaete mimashou



- ① クッキーは ぜんぶで なんこ 書いてありますか。
 Kukkaa wa zenbu de nanko to kaite arimasuka
- ② 「なんにんに」のところには かずが 書いてありません。
 Nan nin ni no tokoro niwa kazu ga kaite arimasen
- ③ 「ずつ」のところには なんこずつと 書いてありますか。
 Zutsu no tokoro niwa nanko zutsu to kaite arimasuka

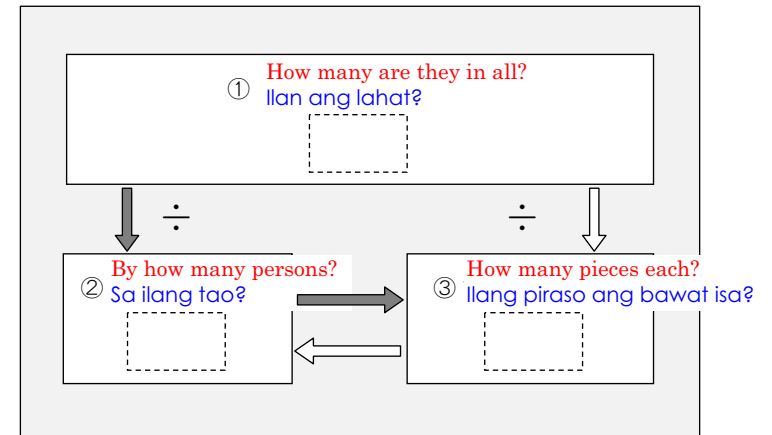
この □ は、
 Kono wa
 32 ÷ 8 の けいさんを
 no keisan o
 すると わかります。
 suru to wakimasu

3

文章題を「関係図」を使って整理する- ②包含除

There are 32 cookies. When they are distributed with 8 pieces for each, how many persons can they be distributed to?
 May 32 cookie. Kapag ibinahagi ito ng tig 8, sa ilang tao ito maibabahagi?

Figure this out too with diagram.
 Gamitin din ang diagram dito at mag-isip.



- ① How many cookies in all are written?
 ilan ang lahat ng cookie na nakasulat?
 There is no number written in the place of "to how many persons".
- ② Walang nakasulat na bilang sa lugar ng "sa ilang tao".
- ③ How many is written in the place of "each"?
 ilan ang nakasulat sa lugar ng "bawat isa"?

When 32 ÷ 8 is calculated, you know what this □ is.
 Kapag kinalkula ang 32 ÷ 8, malalaman kung ano ang mailalagay sa □ na ito.

4

文章題を「関係図」を使って整理する方法に慣れる②

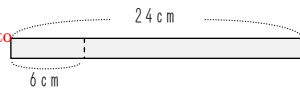
24 cmの リボンがあります。

Nijuuyon senchimeetoru no ribbon ga arimasu

このリボンを 6 cmずつ きると、
Kono ribbon o roku senchimeetoru zutsu kiru to

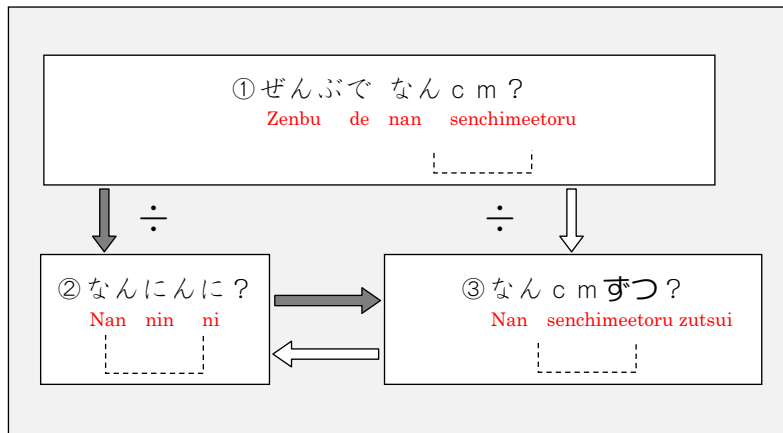
なんにんに くばれますか。

nan nin ni kubare masuka



これも ずをつかって、かんがえてみましょう。

Kore mo zu o tsukatte kangaete mimashoo



① リボンは ぜんぶで なん cmと かいてありますか。

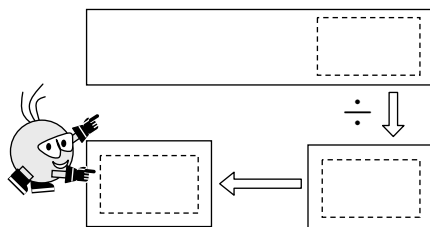
Ribon wa zenbu de nan senchimeetoru to kaite arimasuka

② 「なんにんに」のところには かずが かいてありません。

Nan nin ni no tokoro ni wa kazu ga kaite arimasen

③ 「ずつ」のところには なん cm ずつと かいてありますか。

Zutsu no tokoro ni wa nan senchimeetoru zutsu to kaite arimasuka



4

文章題を「関係図」を使って整理する方法に慣れる②

There is a ribbon with 24cm. When this ribbon is cut with 6cm each, how many persons can they be distributed to?

May 24cm na laso. Kapag pinutol ito ng tig 6cm, sa ilang tao ito maibabahagi?

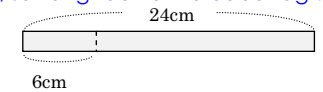
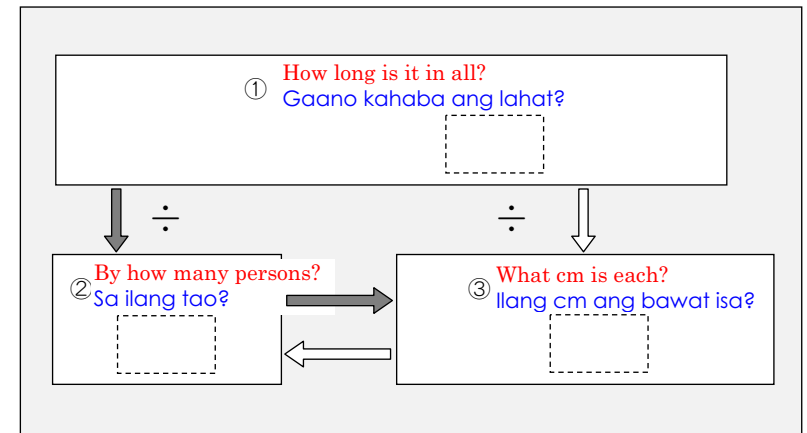


Figure this out too with diagram.

Gamiin din ang diagram dito at mag-isip.



① How long the ribbon in all is written?

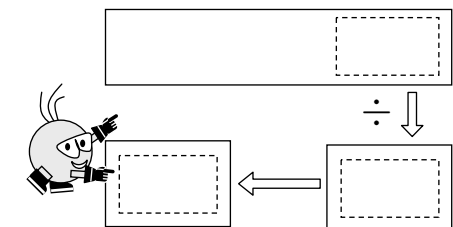
Ilang cm ang lahat ng laso na nakasulat?

② There is no number written in the place of "to how many persons".

Walang nakasulat na bilang sa lugar ng "sa ilang tao".

③ How long in cm is written in the place of "each"?

Ilan ang nakasulat sa lugar ng "bawat isa"?



5

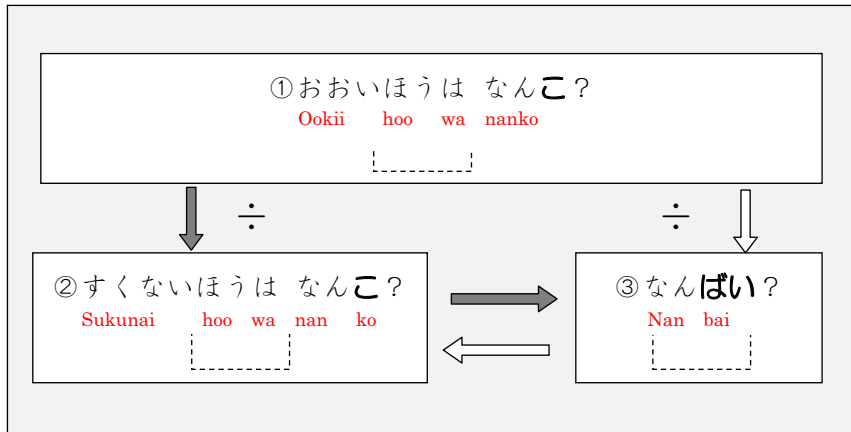
文章題を「関係図」を使って整理する③—何倍

わたしは クッキーを 24こ もっています。
 Watashi wa kukkii o niyuuyon ko motte imasu

おとうとは 8こ もっています。
 Ootoo wa hakko motte imasu

わたしは おとうとの なんばい もっていますか。
 Watashi wa ootoo no nanbai motte imasuka

これも ずを つかって かんがえてみましょう。
 Kore mo zu o tsukatte kangaete mimashoo



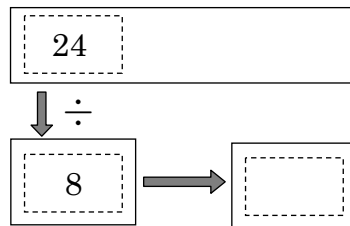
① 「おおいほう (わたし) の かず」を ①の に かきます。
 Ookii hoo watashi no kazu o no ni kakimasu

② 「すくないほう (おとうと) の かず」を ②の に かきます。
 Sukunai hoo ootoo no kazu o no ni kakimasu

③ 「なんばい」か わかりませんので、③の には かきません。
 nan bai ka wakarimasen node no niwa kakimasen

24 ÷ 8 = 3 ですから、
 desukara

こたえは 3ばい です。
 kotae wa san bai desu



5

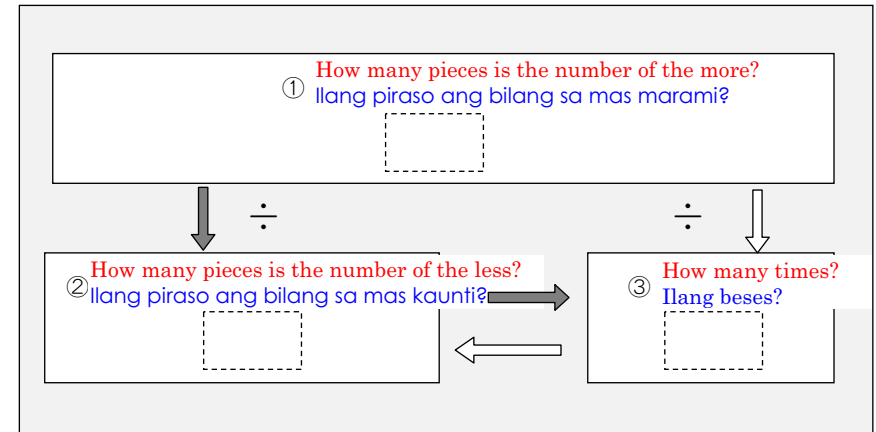
文章題を「関係図」を使って整理する③—何倍

I have 24 cookies. My younger brother has 8 pieces. How many times as many cookies as my younger brother do I have?

Mayroon akong 24 na cookie. Ang aking nakababatang kapatid na lalaki ay mayroong 8 piraso. Ilang beses karami sa kanya ang aking dami?

Figure this out too with diagram.

Gamitin din ang diagram dito at mag-isip.



① Write "the number of the more (mine)" in of ①.

Isulat sa ng ① ang "bilang sa mas marami (bilang sa akin)".

② Write "the number of the less (younger brother's)" in of ②.

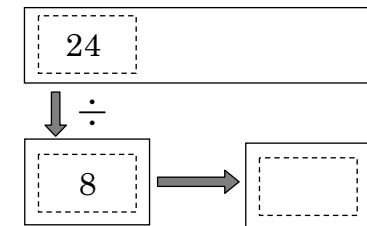
Isulat sa ng ② ang "bilang sa mas kaunti (bilang sa nakababatang kapatid na lalaki)".

③ Do not write in of ③ because "how many times" is unknown.

Huwag sumulat sa ng ③ dahil hindi alam kung "ilang beses".

The answer is 3 times because 24 ÷ 8 = 3.

Ang sagot ay 3 beses dahil ang 24 ÷ 8 = 3.



6

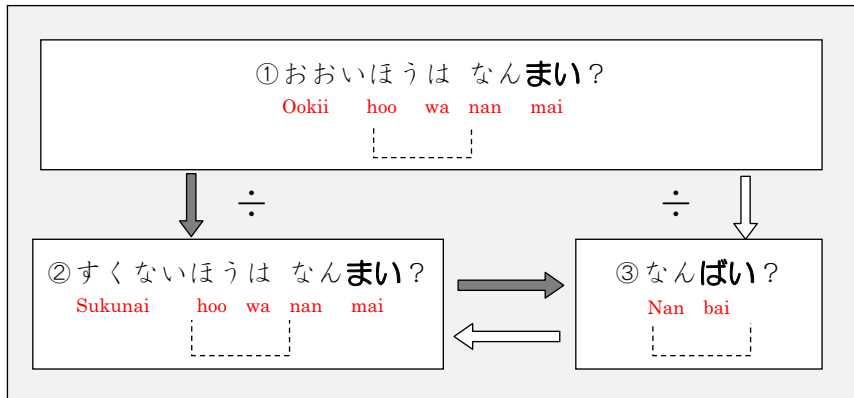
文章題を「関係図」を使って整理する方法に慣れる④-何倍(1)

わたしは おりがみを 72まい もっています。
Watashi wa kukkii o nanajuuni mai motte imasu

いもうとは 9まい もっています。
Imoto wa kyuu mai motte imasu

わたしは いもうどの なんばい もっていますか。
Watashi wa imoto no nanbai motte imasuka

ずを つかって かんがえてみましょう。
Zu o tsukatte kangaete mimashoo



6

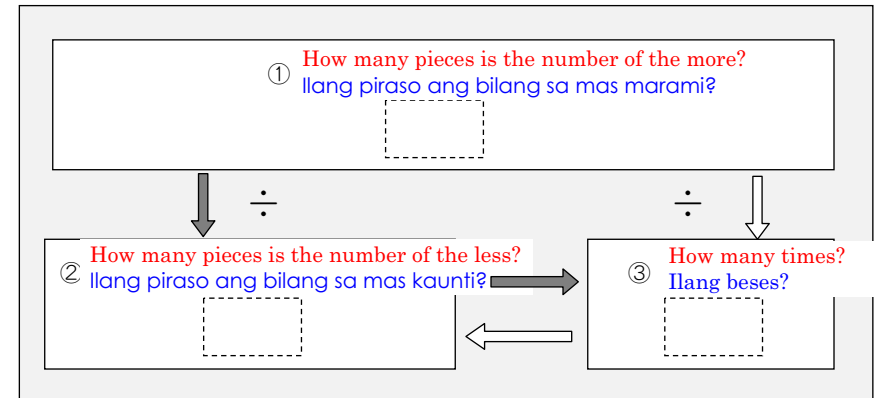
文章題を「関係図」を使って整理する方法に慣れる④-何倍(1)

I have 72 pieces of origami paper. My younger sister has 9 pieces. How many times as many pieces as she do I have?

Mayroon akong 72 pirasong origami. Ang aking nakababatang kapatid na babae ay may 9 na piraso. Ilang beses karami sa kanya ang aking dami?

Figure this out with diagram.

Gamitin ang diagram dito at mag-isip.



7

文章題を「関係図」を使って整理する方法に慣れる⑤-何倍(1)

おとうとは おりがみを 56まい もっています。
Ootoo wa origami o gojuuroku mai motte imasu

いもうとは 7まい もっています。
Imoto wa nana mai motte imasu

おとうとは いもうどの なんばい もっていますか。
Ootoo wa imoto no nanbai motte imasuka

ずを つかって かんがえてみましょう。
Zu o tsukatte kangaete mimashoo

7

文章題を「関係図」を使って整理する方法に慣れる⑤-何倍(1)

My younger brother has 56 pieces of origami paper. My younger sister has 7 pieces. How many times as many pieces as my sister does my brother have?

Mayroong 56 na pirasong origami ang nakababatang kapatid na lalaki. Ang aking nakababatang kapatid na babae ay may 7 piraso. Ilang beses karami sa aking nakababatang kapatid na babae ang dami ng aking nakababatang kapatid na lalaki?

Figure this out with diagram.

Gamitin ang diagram dito at mag-isip.

8

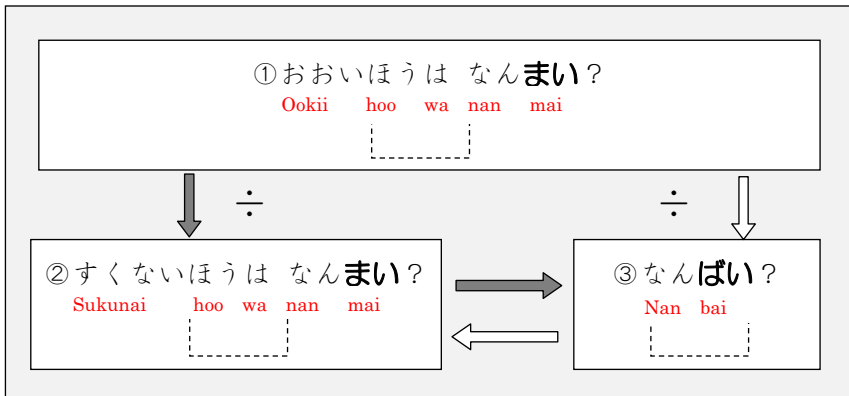
文章題を「関係図」を使って整理する⑤-何倍(2)

おとうとは おりがみを 63まい もっています。
 Oototo wa origami o rokujuusan mai motte imasu

おとうとは いもうとの 7ばい もっています。
 Oototo wa imooto no nana bai motte imasu

いもうとは なんまい もっていますか。
 Imooto wa nan mai motte imasuka

こんどは「なんばいか」が、わかっている もんだいです。
 Kondo wa nan bai ka ga wakatte iru mondai desu



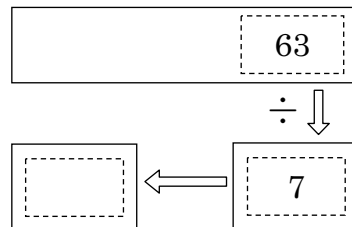
① おおいほう (おとうと) の かずは 63 です。
 Ookiihoo oototo no kazu wa desu

② すくないほう (いもうと) の かずは わかりません。
 Sukunaihou imooto no kazu wa wakarimasen

③ 「なんばいか」は わかります。7ばいですね。
 Nan bai ka wa wakarimasu bai desune

63 ÷ 7 の けいさんをすると、

こたえが わかります。
 kotae ga wakarimasu

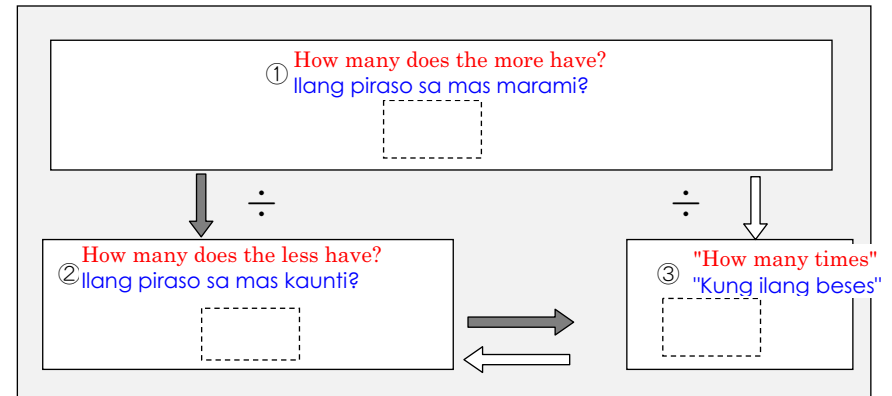


8

文章題を「関係図」を使って整理する⑤-何倍(2)

My younger brother has 63 pieces of origami paper. He has 7 times as many pieces as my younger sister has. How many pieces does my younger sister have?
 Ang aking nakabatang kapatid na lalaki ay mayroong 63 pirasong origami. Mayroon siyang 7 beses karami ng sa aking nakabatang kapatid na babae. Ilang piraso mayroon ang aking nababatang kapatid na babae?

Next problem is the one that "how many times" is known.
 Ang susunod ay suliranin na nalaman na "kung ilang beses".



The number of the more (my younger brother's) is 63.

① 63 ang bilang sa mas marami (bilang sa nakabatang kapatid na lalaki).

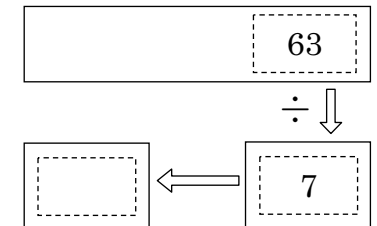
The number of the less (my younger sister's) is unknown.

② Hindi alam ang bilang sa mas kaunti (bilang sa nakabatang kapatid na babae).

③ "How many times" is known. 7 times. When you calculate $63 \div 7$, the answer can be found.

Alam "kung ilang beses". 7 beses di ba?

Kapag kinalkula ang $63 \div 7$, malalaman ang sagot.



9

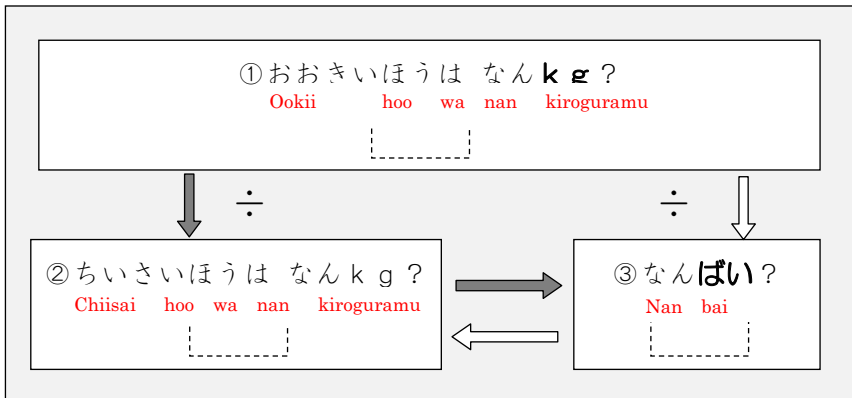
文章題を「関係図」を使って整理する方法に慣れる⑥-何倍(2)

おおきい はこは 56 kg です。
Ookii hako wa gojuuroku kiroguramu desu

ちいさい はこの 7 ばいのおもさです。
Chiisai hako no nana bai no omosa desu

ちいさい はこは なん kg ですか。
Chiisai hako wa nan kiroguramu desuka

こんども「なんばいか」が、わかっている もんだいです。
Kondo mo nan bai ka ga wakatte iru mondai desu



9

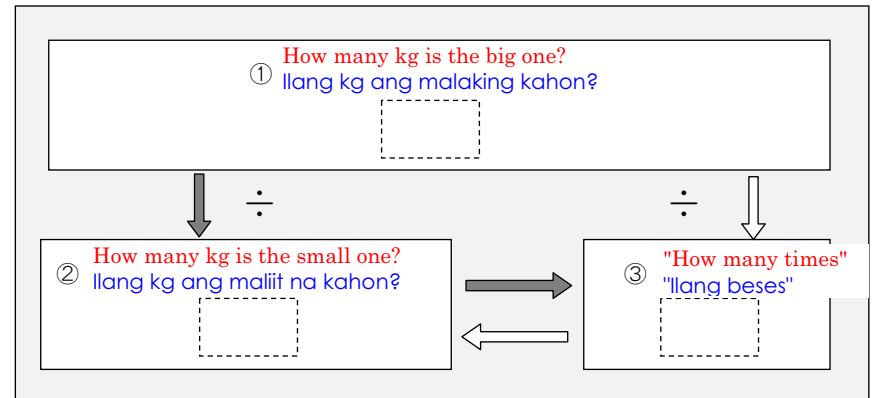
文章題を「関係図」を使って整理する方法に慣れる⑥-何倍(2)

The big box is 56kg. It weighs 7 times of the small box. How many kg is the small box?

Ang malaking kahon ay 56kg. Ito ay 7 beses kabigat ng maliit na kahon. Ilang kg ang maliit na kahon?

Next problem is also the one that "how many times" is known.

Ang susunod din ay suliranin na nalaman na "kung ilan beses".



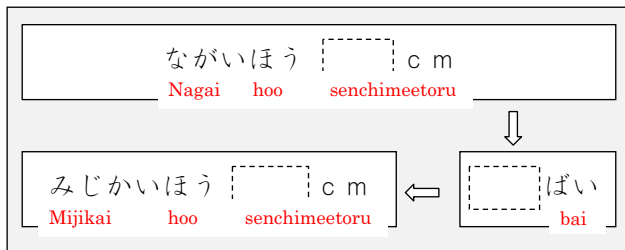
10

文章題を「関係図」を使って整理する方法に慣れる⑦-何倍(2)

ながい テープは 42 cm です。
Nagai teepu wa yonjuu desu

みじかい テープの 6 ばいの ながさです。
Mijikai teepu no roku bai no nagasa desu

みじかい テープは なん cm ですか。
Mijikai teepu wa nan sanchimeetoru desuka



10

文章題を「関係図」を使って整理する方法に慣れる⑦-何倍(2)

The long tape is 42 cm. It is 6 times as long as the short tape. How many cm is the short tape?

Ang mahabang tape ay 42cm. Ito ay 6 na beses kahaba ng maikling tape. Ilang cm ang maikling tape?

