



在日フィリピン人児童のための算数教材 割り算マスター・日本語クリアー
Mga Kagamitan sa Pagtuturo sa Matematika Para sa mga Estudyanteng Pilipinong Naninirahan sa Japan
WARIZAN MASTER NIHONGO CLEAR

23課/Lesson 23 /Leksyon 23

【内容】 Contents Mga Nilalaman

① 「何十」 ÷ 「何十」 の割り算
② 「何百」 ÷ 「何十」 の割り算
① Division of "10's" divided by "10's"
② Division of "100's" divided by "100's"
① Division na (ilang 10) ÷ (ilang 10).
② Division na (ilang 100) ÷ (ilang 10).

【日本語の表現】 Math Expressions in Japanese Mga Math Expressions sa Japanese

新出表現なし
No new presentation of expression.
Walang bagong expression.



23 20 や 40 で わる

「2位数」で割る割り算

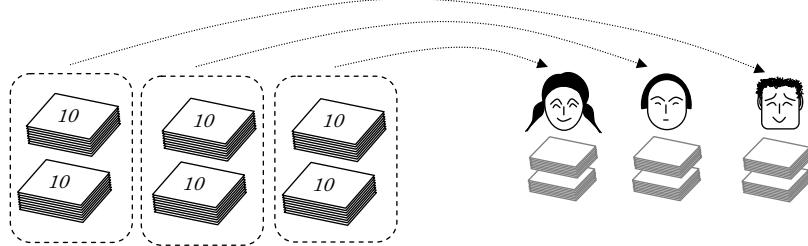
Nijuu ya yonjuu de waru

(2位数) ÷ (2位数) = (1位数) の割り算場面を知る。

1

60まいのかみをひとりに20まいずつわけると、
 Rokujuu mai no kami o hitori ni nijuu mai zutsu wakeru to
 3にんにわけられます。
 San nin ni wakerare masu

(1) えをみて、しきを かきましょう。
 E o mite shiki o kakimashoo



60まいのかみを 20まいずつ 3にんに
 わけると、 わけられます。

÷ =



くらべて みましょう。

6 ÷ 2 = 3

6 ÷ 2 をつかって、60 ÷ 20 が けいさんできます。
 o tsukatte ga keisan dekimasu

60 ÷ 20 = 3
 ↓ ↓
 60 ÷ 20 = 3



23 20 や 40 で わる

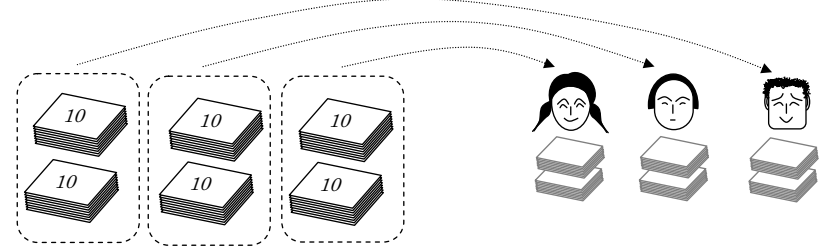
「2位数」で割る割り算

(2位数) ÷ (2位数) = (1位数) の割り算場面を知る。

1

When 60 pieces of paper are divided with 20 pieces each for one person, they
 can be divided by 3 persons.
 Kapag ang 60 pirasong papel ay hinati ng tig 20 piraso para sa isang tao,
 mapaghahati ito sa 3 tao.

(1) Look at the picture and write the math formula.
 Tingnan ang larawan at isulat ang math formula.



60 pieces of paper to divide with 20 pieces they can be divided by 3
 60 pirasong papel each for one person persons
 hinati ng tig 20 piraso mapaghahati sa 3 tao

÷ =



Compare them. Ikumpara ang mga ito.

6 ÷ 2 = 3

6÷2 can be used to solve 60÷20.
 Ang 60÷20 ay maaring kalkulahan sa gamit ng 6÷2.

60 ÷ 20 = 3
 ↓ ↓
 60 ÷ 20 = 3



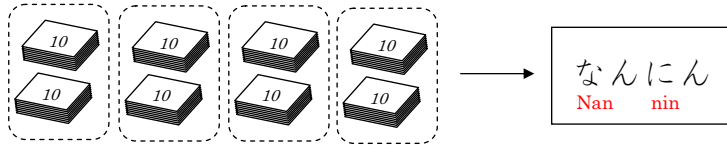
2

(2位数) ÷ (2位数) = (1位数) の割り算を解いてみる。

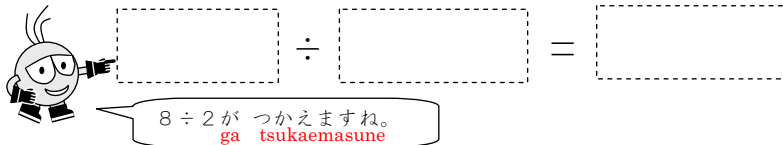
80まいの かみを ひとりに 20まいずつ わけると、
 Hachijuu mai no kami o hitori ni nijuu mai zutsu wakeru to

なんにんに わけられますか。
 Nan nin ni wakerare masuka

(1) えをみて、しきを かきましょう。
 E o mite shiki o kakimashoo



80まいを 20まいずつ わけると、
 Hachijuu mai o nijuu mai zutsu wakeruto



(2) なんにんに わけられますか。
 Nan nin ni wakerare masuka

3

(3位数) ÷ (2位数) = (1位数) の割り算に応用する。

120まいの かみを ひとりに 40まいずつ わけると、
 Hyakunijuu mai no kami o hitori ni yonjuu mai zutsu wakeru to

なんにんに わけられますか。
 Nan nin ni wakerare masuka



【ヒント】120 ÷ 40 の 0 をとると、
 no zero o toroto
 120 ÷ 40 になりますね。
 ni narimasune
 12 ÷ 4 は、いくつですか。
 wa ikutsu desuka

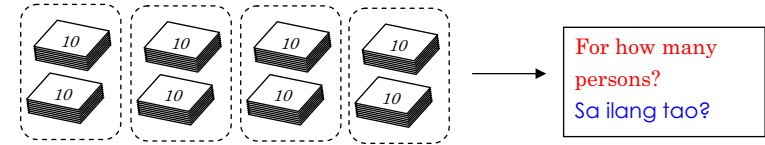
2

(2位数) ÷ (2位数) = (1位数) の割り算を解いてみる。

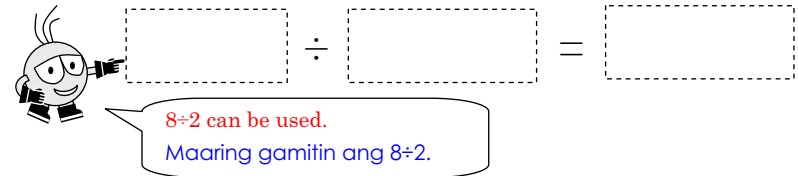
When 80 pieces of paper are divided with 20 pieces each for one person, for how many persons can they be divided?

Kapag ang 80 pirasong papel ay hinati ng tig 20 piraso para sa isang tao, sa ilang tao ito mapaghahati?

(1) Look at the picture and write the math formula.
 Tingnan ang larawan at isulat ang math formula.



When 80 pieces of papers are divided with 20 pieces each for one person,
 Kapag ang 80 pirasong papel ay hinati ng tig 20 piraso para sa isang



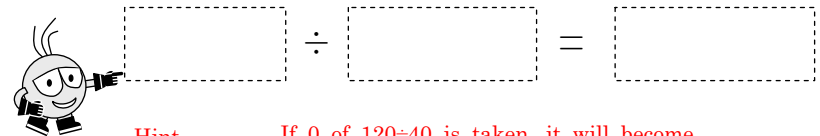
(2) For how many person can they be divided?
 Sa ilang tao ito mapaghahati?

3

(3位数) ÷ (2位数) = (1位数) の割り算に応用する。

When 120 pieces of paper are divided with 40 pieces each for one person, for how many persons can they be divided?

Kapag ang 120 pirasong papel ay hinati ng tig 40 piraso para sa isang tao, sa ilang tao ito mapaghahati?



Hint
 Hint
 If 0 of 120 ÷ 40 is taken, it will become 12 ÷ 4. How many is 12 ÷ 4?
 Kapag tinanggal ang 0 ng 120 ÷ 40, magiging 12 ÷ 4 ito. Ilan ang 12 ÷ 4?